

Scaled data based on original data using
LM-79-08 Approved Method: Electrical and Photometric Measurements of Solid-
State Lighting Products

Test Report Prepared for
Cooper Lighting Solutions
(formerly Eaton)

Brand: McGRAW-EDISON

Report Number: P385431

Luminaire Tested: **GWC-SA1A-727-U-RW**

Issue Date: 3/3/2020

Test Information

Test Method: LM-79-08
Report Number: P385431
TEST IS SCALED FROM IESNA LM-79-08 TEST DATA (G2-1903-205-7)
Test Lab: INNOVATION CENTER
Issue Date: 3/3/2020
Manufacturer: COOPER LIGHTING SOLUTIONS (FORMERLY EATON)
Product Line: MCGRAW-EDISON
Catalog Number: GWC-SA1A-727-U-RW
Description: GALLEON WALL LUMINAIRE
(1) 70 CRI, 2700K, 615mA LIGHTSQUARE WITH 16 LEDS AND RECTANGULAR WIDE OPTICS
Light Source: -
Ballast/Driver: ELECTRONIC DRIVER

Summary

Lumens per Lamp: N/A
Luminaire Lumens: 4255 lumens
Efficiency: N/A
Efficacy: 125.1 lumens/watt
Luminous Opening: Rectangular (W 0.5' x L: 0.5' x H: 0')
IES Classification: Type III - Short
BUG Rating: B2 - U0 - G2

Input Watts (W): 34
Input Voltage (V): NR
Input Current (Ain): NR
Voltage Rise (V): NR
Power Factor: NR
Total Harmonic Distortion (THDi): NR
Frequency (hertz): 60
Stabilization Time: NR
Operation Time: NR
Ambient Temperature (°C): NR
Test Distance: 24 FT

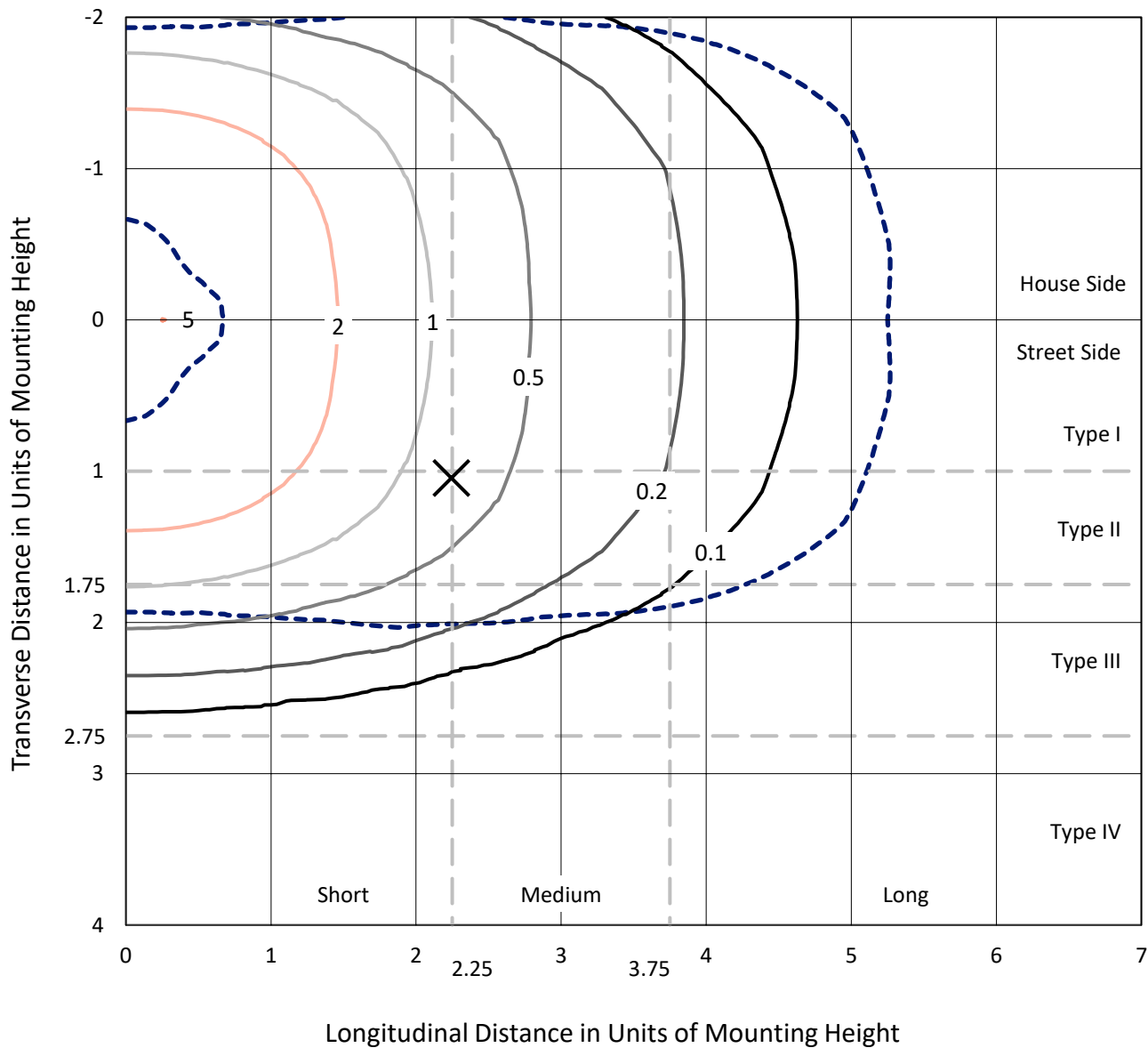


REPORT NUMBER: P385431

CATALOG NUMBER: GWC-SA1A-727-U-RW

Iso-Footcandle Lines of Horizontal Illumination

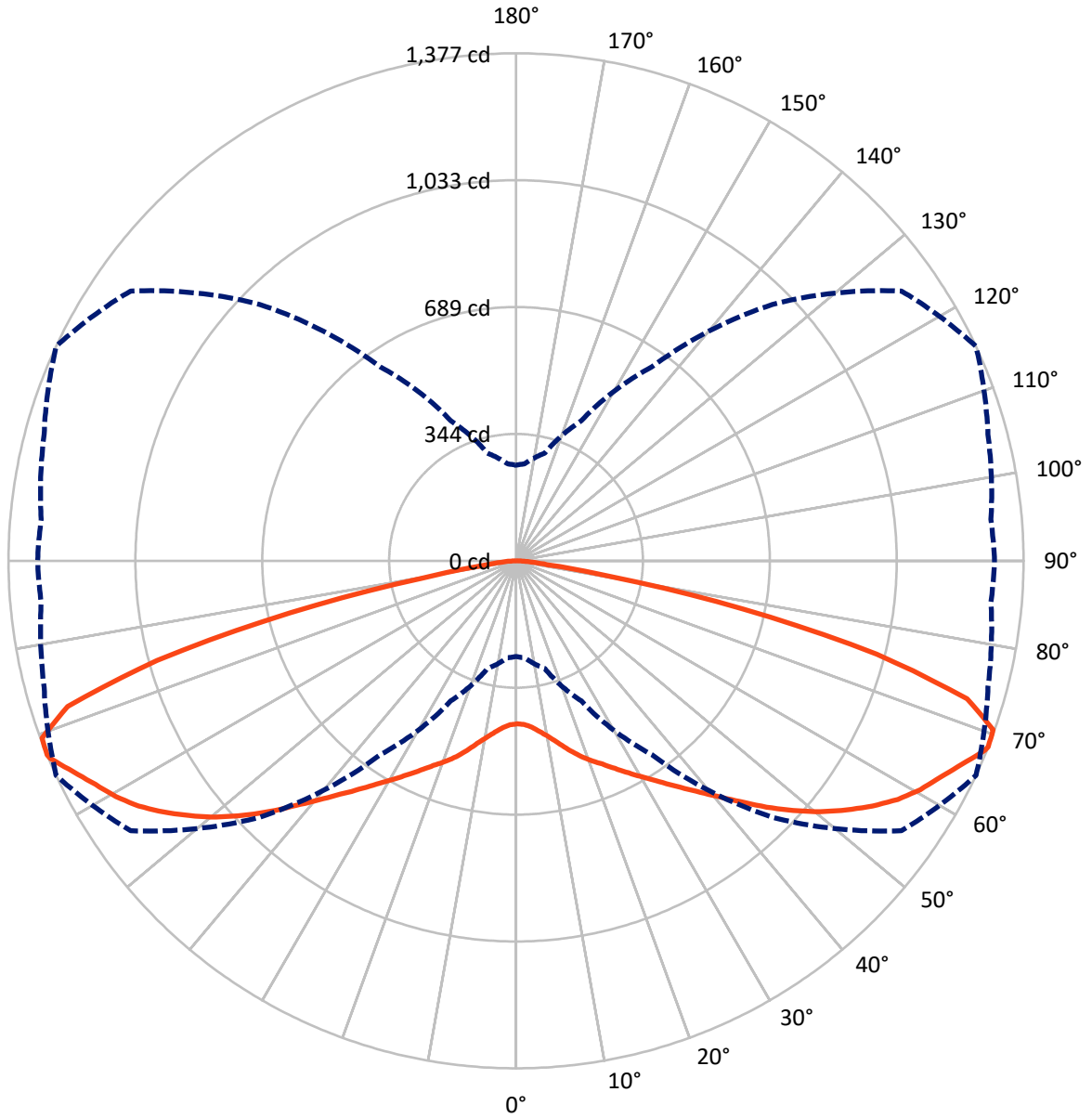
× Max cd
 - - - 1/2 Max cd



Based on 10 foot mounting height. Maximum calculated value = 5 fc
 Type III - Short - N/A

REPORT NUMBER: P385431
CATALOG NUMBER: GWC-SA1A-727-U-RW

Luminous Intensity Polar Plot



— Vertical Plane Through 65-Deg Lateral - - - Horizontal Cone Through 68-Deg Vertical

REPORT NUMBER: P385431

CATALOG NUMBER: GWC-SA1A-727-U-RW

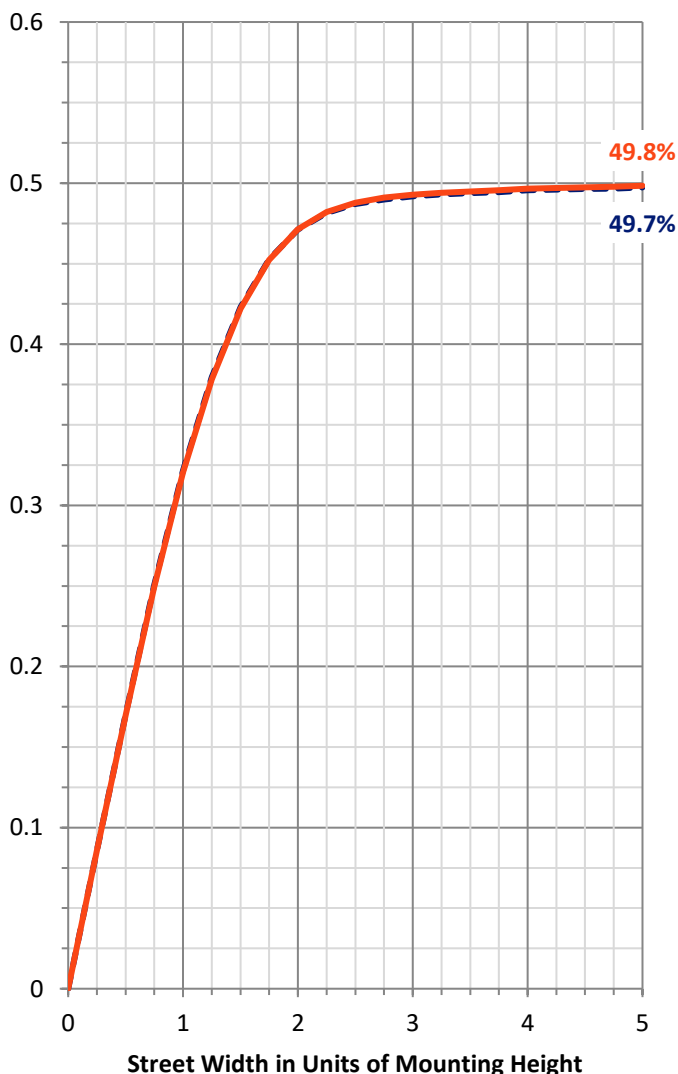
FLUX DISTRIBUTION:

		Downward	Upward	Total
House Side	Lumens	2127.5	0.0	2127.5
	% Fixture	50.0	0.0	50.0
Street Side	Lumens	2127.5	0.0	2127.5
	% Fixture	50.0	0.0	50.0
Total	Lumens	4255.0	0.0	4255.0
	% Fixture	100.0	0.0	100.0

ZONAL LUMENS:

Zone	Lumens	% Fixture
0°-10°	43.3	1.0
10°-20°	145.0	3.4
20°-30°	282.8	6.6
30°-40°	475.1	11.2
40°-50°	748.5	17.6
50°-60°	1001.0	23.5
60°-70°	973.1	22.9
70°-80°	532.0	12.5
80°-90°	54.1	1.3
90°-100°	0.0	0.0
100°-110°	0.0	0.0
110°-120°	0.0	0.0
120°-130°	0.0	0.0
130°-140°	0.0	0.0
140°-150°	0.0	0.0
150°-160°	0.0	0.0
160°-170°	0.0	0.0
170°-180°	0.0	0.0
0°-90°	4255.0	100.0
0°-180°	4255.0	100.0

Coefficient of Utilization



REPORT NUMBER: P385431

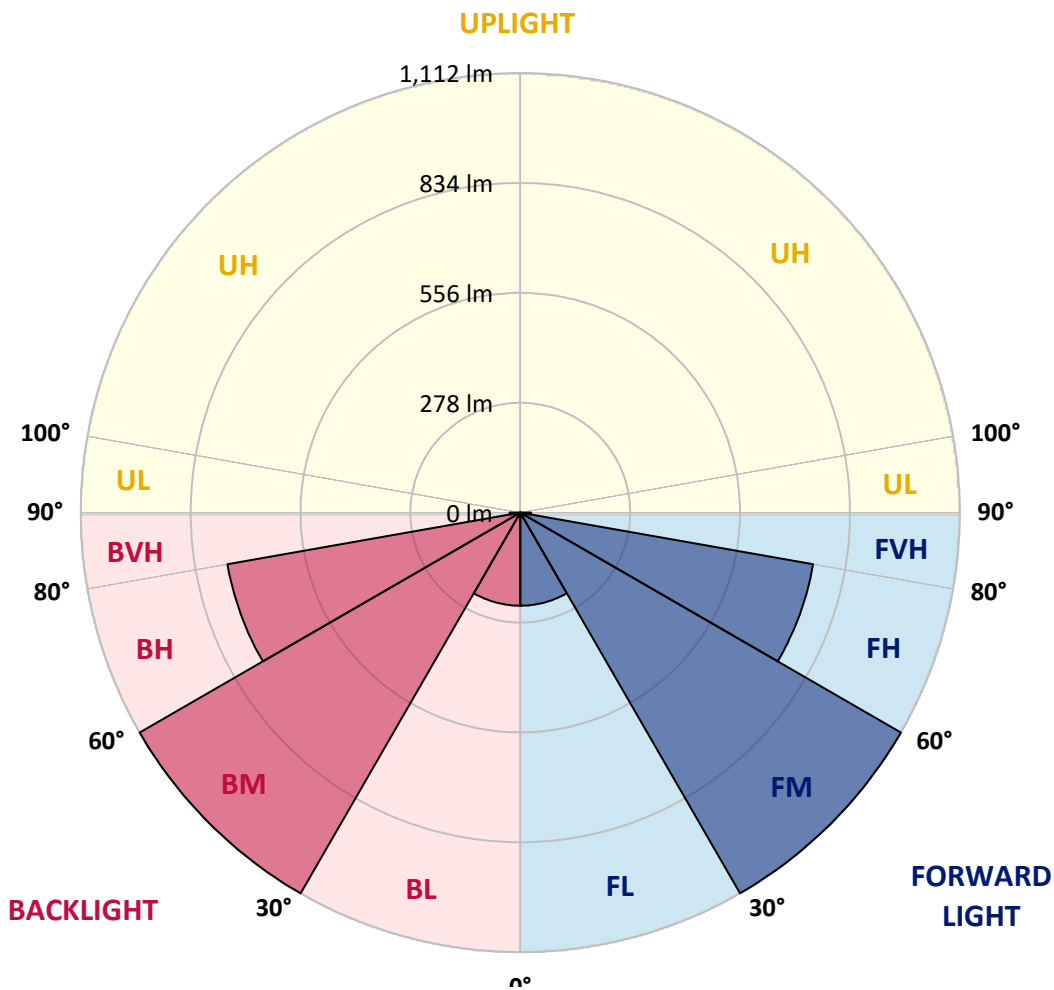
CATALOG NUMBER: GWC-SA1A-727-U-RW

LUMINAIRE CLASSIFICATION SYSTEM LUMEN TABLE AND BUG RATING:

Zone	Lumens	% Fixture	Zone Rating/Lumen Limit		
			B	U	G
FL (0°-30°)	235.6	5.5			
FM (30°-60°)	1112.3	26.1			
FH (60°-80°)	752.6	17.7			G1/1800
FVH (80°-90°)	27.1	0.6			G1/100
BL (0°-30°)	235.6	5.5	B1/500		
BM (30°-60°)	1112.3	26.1	B2/2500		
BH (60°-80°)	752.6	17.7	B2/1000		G2/1000
BVH (80°-90°)	27.1	0.6			G1/100
UL (90°-100°)	0.0	0.0		U0/0	
UH (100°-180°)	0.0	0.0		U0/0	

BUG Rating: B2-U0-G2

Type III Short





REPORT NUMBER: P385431
 CATALOG NUMBER: GWC-SA1A-727-U-RW

CANDELA DISTRIBUTION (FULL):

	0°	5°	15°	25°	35°	45°	55°	65°	75°	85°	90°
0°	442.4	442.4	442.4	442.4	442.4	442.4	442.4	442.4	442.4	442.4	442.4
2.5°	439.3	439.4	440.1	441.0	441.7	443.6	444.0	444.7	445.0	445.7	445.7
5°	435.4	435.7	437.4	439.7	442.3	446.8	450.1	453.8	455.7	457.7	457.5
7.5°	435.0	435.7	438.1	441.8	446.1	453.7	460.5	468.0	473.0	477.5	477.2
10°	439.4	440.6	444.0	449.6	456.0	465.4	475.5	485.5	494.2	501.2	501.5
12.5°	446.1	447.6	453.0	461.4	471.1	483.2	495.2	506.5	518.5	528.9	529.7
15°	455.0	456.8	465.0	477.5	492.4	506.8	519.6	531.2	545.0	559.4	560.8
17.5°	468.1	470.7	481.4	498.3	517.9	533.7	547.1	555.8	567.4	582.2	584.9
20°	488.1	491.4	504.9	525.2	549.0	565.5	575.8	577.7	583.4	596.6	599.8
22.5°	514.0	516.9	532.0	556.1	582.8	600.8	606.2	598.8	598.2	608.9	611.9
25°	543.0	545.6	563.1	590.2	618.9	638.7	638.6	624.2	614.2	622.5	625.6
27.5°	575.5	579.5	596.4	624.9	655.6	675.1	674.0	651.7	632.7	634.9	637.6
30°	612.9	617.3	633.7	662.7	693.4	712.5	711.1	681.7	653.1	647.4	649.4
32.5°	659.3	664.6	680.1	708.6	735.7	753.0	748.9	714.2	677.7	665.3	667.1
35°	715.1	718.2	734.6	762.7	784.7	796.5	787.8	751.9	708.8	693.8	693.8
37.5°	771.6	774.0	792.4	819.6	840.9	847.2	830.2	793.1	749.4	728.2	728.6
40°	825.8	832.3	853.0	881.0	902.0	903.7	881.1	840.2	794.7	772.7	775.3
42.5°	882.4	888.8	913.5	945.2	963.7	966.6	940.2	893.0	845.7	827.9	830.8
45°	932.9	938.1	966.6	1003.4	1026.5	1033.9	1002.7	953.5	901.0	883.6	884.3
47.5°	968.2	974.9	1006.3	1049.6	1083.3	1094.7	1064.0	1012.4	955.3	934.2	936.1
50°	1000.1	1003.7	1035.5	1082.9	1125.7	1149.2	1123.0	1070.6	1010.2	987.8	989.8
52.5°	1018.0	1022.5	1053.3	1102.7	1153.3	1191.3	1175.3	1123.0	1063.3	1041.5	1043.9
55°	1005.5	1009.0	1045.9	1107.1	1170.5	1217.3	1219.7	1174.2	1115.4	1096.3	1103.1
57.5°	949.0	953.3	998.4	1078.6	1172.6	1234.8	1253.1	1221.7	1164.0	1148.5	1152.5
60°	860.7	863.4	911.5	1001.7	1130.9	1242.1	1274.3	1260.5	1211.7	1196.1	1201.6
62.5°	703.4	707.4	764.9	885.7	1042.9	1220.5	1294.9	1292.6	1256.1	1241.8	1246.7
65°	480.8	487.8	551.4	704.2	907.2	1154.6	1313.6	1330.0	1295.3	1277.3	1283.7
67.5°	290.3	295.5	341.6	465.0	694.2	1021.7	1294.3	1372.5	1323.0	1294.0	1299.3
68°	259.5	264.2	302.7	419.6	642.2	984.1	1276.8	1377.3	1326.0	1293.7	1298.4
70°	156.8	159.9	185.8	259.4	428.2	780.7	1157.1	1373.3	1345.1	1297.7	1300.4
72.5°	102.2	103.2	107.4	133.1	218.7	436.6	868.4	1279.8	1373.8	1321.0	1320.6
75°	84.9	84.3	84.7	87.7	107.9	191.5	507.5	1011.0	1309.6	1284.3	1275.3
77.5°	71.8	71.3	71.2	71.3	72.2	92.5	220.3	629.7	1002.1	1136.1	1144.1
80°	58.1	57.5	59.4	58.5	55.9	57.5	92.3	261.9	472.4	508.2	476.2
82.5°	42.2	40.1	48.1	45.8	43.7	40.5	50.9	84.6	112.7	77.3	54.4
85°	32.5	30.2	36.5	35.1	30.0	20.7	30.2	41.4	45.7	26.1	20.5
87.5°	13.3	14.0	26.4	20.8	17.5	10.0	12.4	16.5	22.3	11.1	8.6
90°	0.0	0.0	0.0	0.0	0.0	0.0	0.0	0.0	0.0	0.0	0.0

Signify Classified - Internal
Cooper Lighting Solutions Photometric Lab
1121 Highway 74 South
Peachtree City, GA 30269

Scaled Data Report



Report Generated By 670245982

Signify Classified - Internal
Cooper Lighting Solutions Photometric Lab
1121 Highway 74 South
Peachtree City, GA 30269

Scaled Data Report



Signify Classified - Internal
Cooper Lighting Solutions Photometric Lab
1121 Highway 74 South
Peachtree City, GA 30269

Scaled Data Report



Signify Classified - Internal
Cooper Lighting Solutions Photometric Lab
1121 Highway 74 South
Peachtree City, GA 30269

Scaled Data Report





--- HS — SS

Signify Classified - Internal
Cooper Lighting Solutions Photometric Lab
1121 Highway 74 South
Peachtree City, GA 30269

Scaled Data Report



u

Signify Classified - Internal
Cooper Lighting Solutions Photometric Lab
1121 Highway 74 South
Peachtree City, GA 30269

Scaled Data Report



(END OF REPORT)